

QUICK START GUIDE

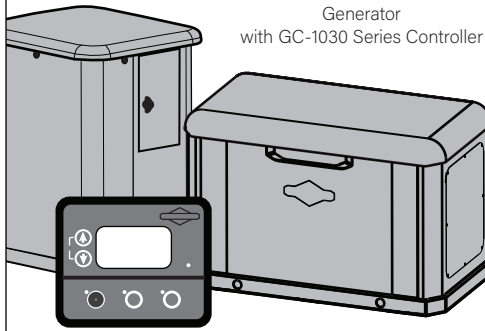
12-26kW Generators (GC-1030 Series Controller) and Standard Transfer Switch (Rev 01), without/ with Symphony Choice Upgrade Kit

Last Updated: 2023-08

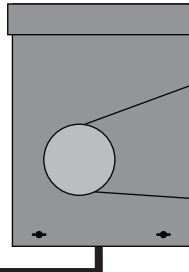
IMPORTANT:

NOT ALL WIRING SHOWN. CONSULT "POWER WIRING INTERCONNECTIONS" AND "TYPICAL INSTALL" DIAGRAMS IN THE INSTALLATION AND OPERATOR'S MANUALS FOR FULL GUIDANCE.

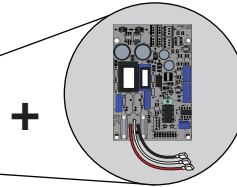
COMPONENTS



Standard ATS
(#####-01, Rev 01)

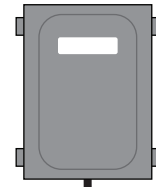


18-4,
Two Twisted Pair Bulk Wire

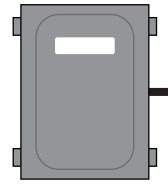


Symphony Choice Upgrade Kit (6907)

Management Modules

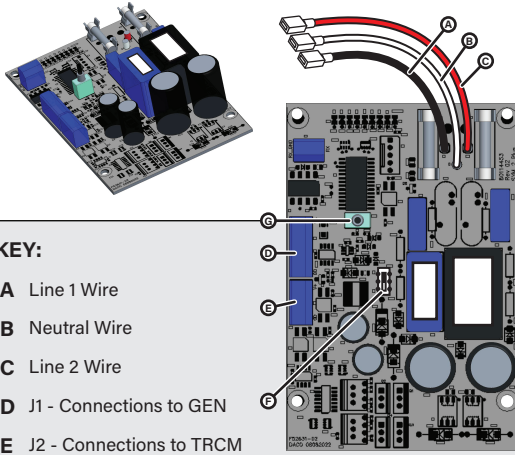


Line Voltage Module for Symphony® (071051)



Low Voltage Module (or Dual) for Symphony® (071052 & 071053)

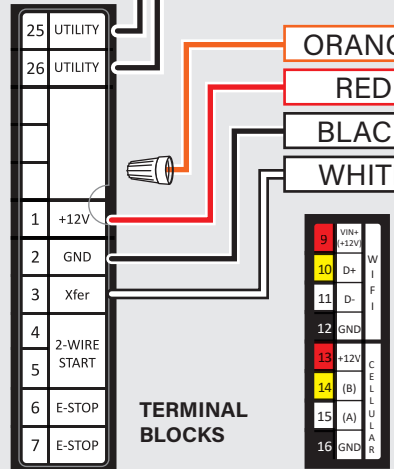
SYMPHONY CHOICE CONTROL BOARD



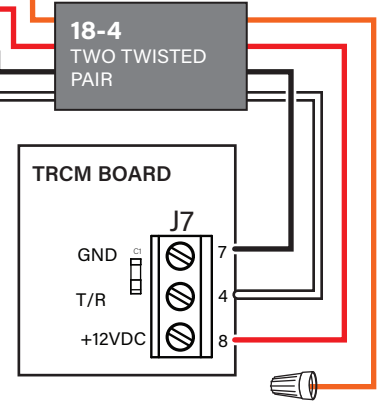
KEY:

- A Line 1 Wire
- B Neutral Wire
- C Line 2 Wire
- D J1 - Connections to GEN
- E J2 - Connections to TRCM
- F Switch (A = ACCM, or B = Choice)
- G Test Button

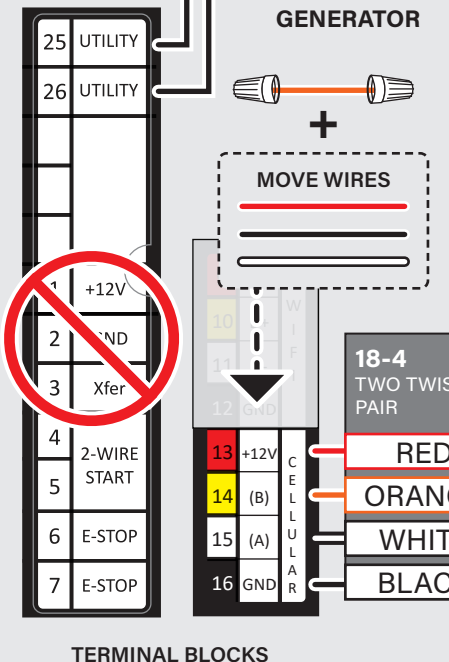
WIRING: GENERATOR



WIRING: STANDARD ATS (REV 01) WITHOUT SYMPHONY CHOICE



WIRING: GENERATOR



WIRING: STANDARD ATS (REV 01) WITH SYMPHONY CHOICE

